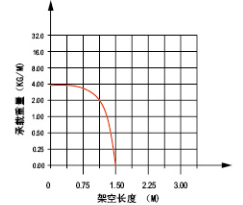
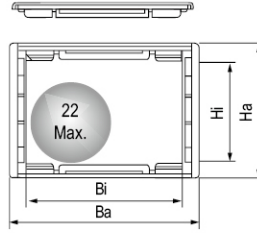



H25Q.1.S 系列 - 桥式两侧可打开

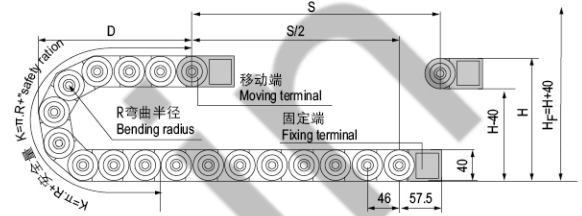
Series of H25Q.1.S-Bridge type open of both side

JFLO[®]



◎ 适用于直径 22 毫米以下线缆 Suitable for 22mm or less of cable.

主要技术参数 Basic technical data



节距=46mm, 每米节数=22, 链长=S/2+K, S=行程距离, K=π·R+“安全量”+1 节距
Pitch=46mm, link per meter=22, length of chain=S/2+K, S=stroke. K=π·R+“safety ration”+1 Pitch

R	55	75	100	125	150
H	150	190	240	290	340
D	121	141	166	191	216
K	276	368	414	506	598

示意图 Drawing




系列号 Series No.	内高 Hi	内宽 Bi	外高 Ha	外宽 Ba	款式 Styles	弯曲半径 Bending radius R	固定接头类型及参数 Bracket type and parameters						代号 No.		
							可配接头类型 Applicable bracket type	孔径 Bore diameter Φ1	孔距 (mm)hole distance						
H25Q.1.38S	25	38	40	57	Q.S		F-Q	4.3	16	50.5	57.5	16	9.2	59.5	H25Q.1.38S-FJT
H25Q.1.50S	25	50	40	69	Q.S		F-Q	4.3	16	62.5	57.5	16	9.2	71.5	H25Q.1.50S-FJT
H25Q.1.57S	25	57	40	76	Q.S		F-Q	4.3	16	69.5	57.5	16	9.2	78.5	H25Q.1.57S-FJT
H25Q.1.60S	25	60	40	79	Q.S	55,75,100,	F-Q	4.3	16	72.5	57.5	16	9.2	81.5	H25Q.1.60S-FJT
H25Q.1.75S	25	75	40	94	Q.S	125,150	F-Q	4.3	16	87.5	57.5	16	9.2	96.5	H25Q.1.75S-FJT
H25Q.1.77S	25	77	40	96	Q.S		F-Q	4.3	16	89.5	57.5	16	9.2	98.5	H25Q.1.77S-FJT
H25Q.1.100S	25	100	40	119	Q.S		F-Q	4.3	16	112.5	57.5	16	9.2	121.5	H25Q.1.100S-FJT
H25Q.1.103S	25	103	40	122	Q.S		F-Q	4.3	16	115.5	57.5	16	9.2	124.5	H25Q.1.103S-FJT
H25Q.1.125S	25	125	40	144	Q.S		F-Q	4.3	16	137.5	57.5	16	9.2	146.5	H25Q.1.125S-FJT

单位 (unit): mm

注: S 表示两侧可打开 Note: S indicates that the both side open

固定接头类型及参数 Fix bracket type and parameters (见表格 See table)



订货示例 Order Example

示例 拖链内高 25、内宽 38、半径 55、长度 1 米 /22 节 (Sample: inner height 25, inner width 38, radius 55, length 22 links/1 meter)

拖链 Chain H25Q.1.38S R55 1000mm /22 Links

接头 Bracket H25Q.1.38S-FJT 1 副 (Set)

配件 Accessories 每节装 1 个竖隔片 /1 个横隔片 (1 vertical shim/1 horizontal shim can be mounted in every link)

注: 可根据客户要求定制各种规格。 Note: Various sizes can be customized according to customer requirements.