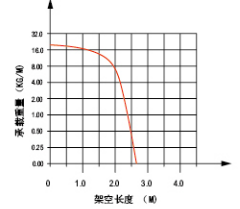
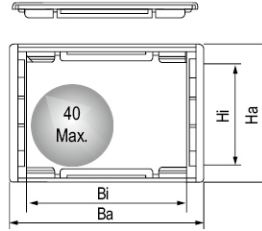



H45Q.1.S 系列 - 桥式两侧可打开

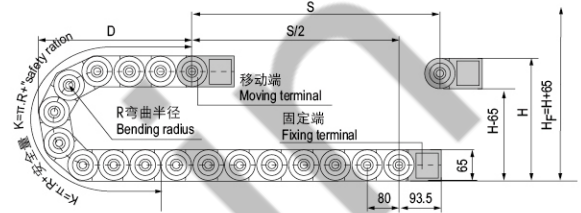
Series of H45Q.1.S-Bridge type open of both side

JFLO[®]



◎ 适用于直径 40 毫米以下线缆 Suitable for 40mm or less of cable.

主要技术参数 Basic technical data



节距=80mm, 每米节数=13, 链长=S/2+K, S=行程距离, K=π.R+“安全量”+1 节距
Pitch=80mm, link per meter=13, length of chain=S/2+K, S=stroke, K=π.R+“safety ration”+1 Pitch

R	75	100	125	150	200	250	300
H	215	265	315	365	465	565	665
D	188	213	238	263	313	363	413
K	400	480	560	640	800	960	1120

示意图 Drawing



系列号 Series No.	内高 Hi	内宽 Bi	外高 Ha	外宽 Ba	款式 Styles	弯曲半径 Bending radius R	固定接头类型及参数 Bracket type and parameters						代号 No.		
							可配接头类型 Applicable bracket type	孔径 Bore diameter φ1	孔距 (mm) hole distance						
								A	B	C	D	E	F		
H45Q.1.50S	45	50	65	80	Q.S	75,100,125, 150,200,250, 300	F-Q	6	23.5	68	93.5	25.5	16	83.5	H45Q.1.50S-FJT
H45Q.1.60S	45	60	65	90	Q.S		F-Q	6	23.5	78	93.5	25.5	16	93.5	H45Q.1.60S-FJT
H45Q.1.75S	45	75	65	105	Q.S		F-Q	6	23.5	93	93.5	25.5	16	108.5	H45Q.1.75S-FJT
H45Q.1.90S	45	90	65	120	Q.S		F-Q	6	23.5	108	93.5	25.5	16	123.5	H45Q.1.90S-FJT
H45Q.1.100S	45	100	65	130	Q.S		F-Q	6	23.5	118	93.5	25.5	16	133.5	H45Q.1.100S-FJT
H45Q.1.117S	45	117	65	147	Q.S		F-Q	6	23.5	135	93.5	25.5	16	150.5	H45Q.1.117S-FJT
H45Q.1.125S	45	125	65	155	Q.S		F-Q	6	23.5	143	93.5	25.5	16	158.5	H45Q.1.125S-FJT
H45Q.1.130S	45	130	65	160	Q.S		F-Q	6	23.5	148	93.5	25.5	16	163.5	H45Q.1.130S-FJT
H45Q.1.150S	45	150	65	180	Q.S		F-Q	6	23.5	168	93.5	25.5	16	183.5	H45Q.1.150S-FJT
H45Q.1.154S	45	154	65	184	Q.S		F-Q	6	23.5	172	93.5	25.5	16	187.5	H45Q.1.154S-FJT
H45Q.1.175S	45	175	65	205	Q.S		F-Q	6	23.5	193	93.5	25.5	16	208.5	H45Q.1.175S-FJT
H45Q.1.200S	45	200	65	230	Q.S		F-Q	6	23.5	218	93.5	25.5	16	233.5	H45Q.1.200S-FJT
H45Q.1.250S	45	250	65	280	Q.S		F-Q	6	23.5	268	93.5	25.5	16	283.5	H45Q.1.250S-FJT
H45Q.1.300S	45	300	65	330	Q.S		F-Q	6	23.5	318	93.5	25.5	16	333.5	H45Q.1.300S-FJT

注: S 表示两侧可打开 Note: S indicates that the both side open

单位 (unit): mm

固定接头类型及参数 Fix bracket type and parameters (见表格 See table)



订货示例 Order Example

示例 拖链内高 45、内宽 50、半径 75、长度 1 米 /13 节 (Sample: inner height 45, inner width 50, radius 75, length 13 links/1 meter)

拖链 Chain H45Q.1.50S R75 1000mm /13 Links

接头 Bracket H45Q.1.50S-FJT 1 副 (Set)

配件 Accessories 每节装 1 个竖隔片 /1 个横隔片 (1 vertical shim/1 horizontal shim can be mounted in every link)

注: 可根据客户要求定制各种规格。 Note: Various sizes can be customized according to customer requirements.