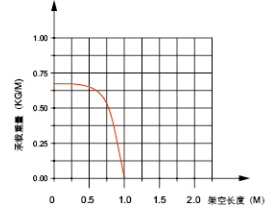
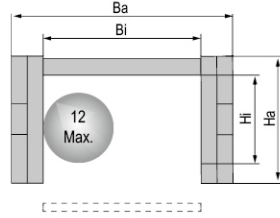


J15BF.1.N 系列 - 半封闭内侧打开

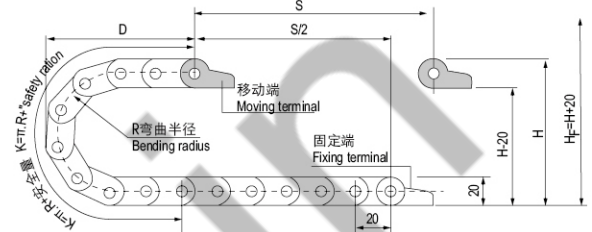
Series of J15BF.1.N Semi-enclosed type interior opening

JFLO[®]



◎ 适用于直径 12 毫米以下线缆 Suitable for 12mm or less of cable.

主要技术参数 Basic technical data

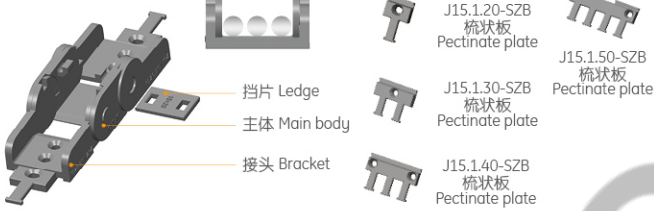


节距=20mm, 每米节数=50, 链长=S/2+K, S=行程距离, K=π.R+"安全量"
Pitch=20mm, link per meter=50, length of chain=S/2+K, S=stroke. K=π.R+"safety ration"

R	28	38	48
H	76	96	116
D	58	68	78
K	140	160	200

安装实际高度: $H_f = H + 20\text{mm}$ (负载 0.3kg/m)
Actual mounting height: $H_f = H + 20\text{mm}$ (load 0.3kg/m)

示意图 Drawing

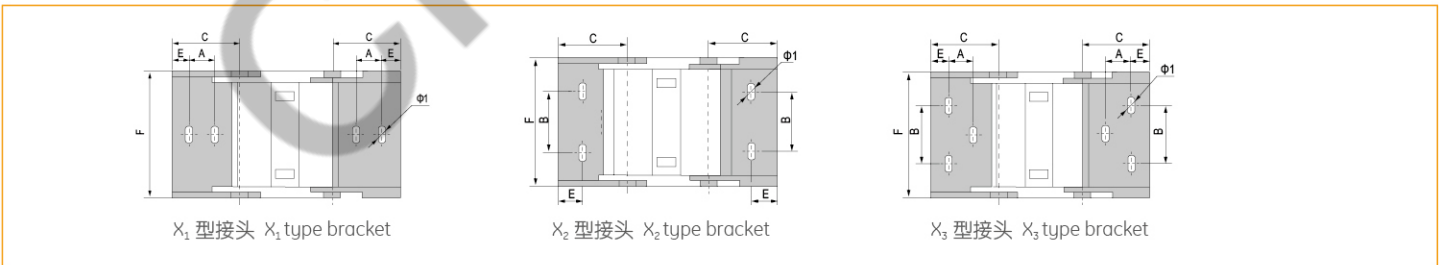


拖链型号 Cable Chain No.	内高 Hi	内宽 Bi	外高 Ha	外宽 Ba	款式 Styles	弯曲半径 Bending radius R	固定接头类型及参数 Bracket type and parameters							
							可配接头类型 Applicable bracket type	孔径 Bore diameter $\Phi 1$	孔距 (mm) hole distance					接头代号 Bracket No.
A	B	C	D	E	F									
J15BF.1.15N	15	15	20	23	BF.N	28	X_1	4.2*7L	10		33	6	23	J15BF.1.15N-XJT
J15BF.1.20N	15	20	20	29	BF.N	28,38	X_1	3.2	8		30	7	29	J15BF.1.20N-XJT
J15BF.1.30N	15	30	20	39	BF.N	28,38,48	X_2	4.2*7L		15	30	8	39	J15BF.1.30N-XJT
J15BF.1.40N	15	40	20	49	BF.N	28,38,48	X_3	4.2*7L	7	28	30	7	49	J15BF.1.40N-XJT
J15BF.1.50N	15	50	20	59	BF.N	28,38,48	X_3	4.2*7L	7	37	30	7	59	J15BF.1.50N-XJT

单位 (unit): mm

注: N 表示内侧打开 Note: N indicates that the interior opening

固定接头类型及参数 Fix bracket type and parameters (见表格 See table)



订货示例 Order Example

示例 拖链内高 15mm、内宽 15mm、半径 28mm、长度 1 米 /50 节 (Sample: inner height 15mm, inner width 15mm, radius 28mm, length 1 meter)

拖链 Chain J15BF.1.15N R28 1000mm /50 Links

接头 Bracket J15BF.1.15N-XJT 1 副 (Set)

配件 Accessories

注: 可根据客户要求定制各种规格。 Note: Various sizes can be customized according to customer requirements.