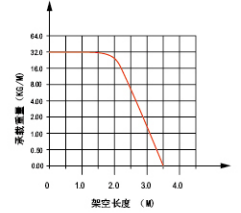
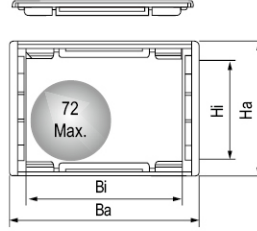



H80Q.1.S 系列 - 桥式两侧可打开

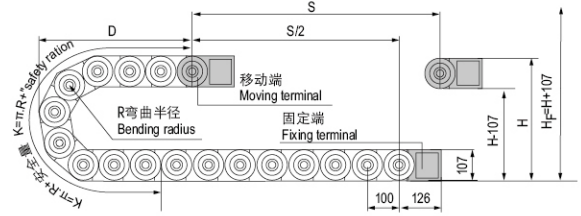
Series of H80Q.1.S-Bridge type open of both side

JFLO[®]



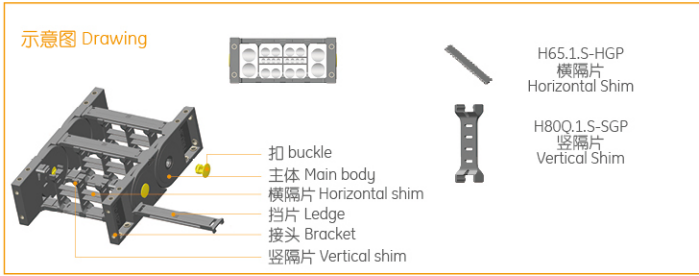
◎ 适用于直径 72 毫米以下线缆 Suitable for 72mm or less of cable.

主要技术参数 Basic technical data



节距 =100mm, 每米节数 =10, 链长 =S/2+K, S=行程距离, K=π.R+"安全量"+1 节距
Pitch=100mm, link per meter=10, length of chain=S/2+K, S=stroke. K=π.R+"safety ration"+1 Pitch

R	150	200	250	300	400	450	550	600
H	407	507	607	707	907	1007	1207	1307
D	304	354	404	454	554	604	704	754
K	700	900	1000	1200	1500	1700	2000	2100




系列号 Series No.	内高 Hi	内宽 Bi	外高 Ha	外宽 Ba	款式 Styles	弯曲半径 Bending radius R	固定接头类型及参数 Bracket type and parameters						代号 No.		
							可配接头类型 Applicable bracket type	孔径 Bore diameter Φ1	孔距 (mm)hole distance						
H80Q.1.75S	80	75	107	123	Q.S	150,200,250, 300,400,450, 550,600,	F-Q	9	35	100	126	66	20	119	H80Q.1.75S-FJT
H80Q.1.100S	80	100	107	148	Q.S		F-Q	9	35	125	126	66	20	144	H80Q.1.100S-FJT
H80Q.1.125S	80	125	107	173	Q.S		F-Q	9	35	150	126	66	20	169	H80Q.1.125S-FJT
H80Q.1.150S	80	150	107	198	Q.S		F-Q	9	35	175	126	66	20	194	H80Q.1.150S-FJT
H80Q.1.175S	80	175	107	223	Q.S		F-Q	9	35	200	126	66	20	219	H80Q.1.175S-FJT
H80Q.1.200S	80	200	107	248	Q.S		F-Q	9	35	225	126	66	20	244	H80Q.1.200S-FJT
H80Q.1.250S	80	250	107	298	Q.S		F-Q	9	35	275	126	66	20	294	H80Q.1.250S-FJT
H80Q.1.300S	80	300	107	348	Q.S		F-Q	9	35	325	126	66	20	344	H80Q.1.300S-FJT
H80Q.1.350S	80	350	107	398	Q.S		F-Q	9	35	375	126	66	20	394	H80Q.1.350S-FJT

注: S 表示两侧可打开 Note: S indicates that the both side open

单位 (unit): mm

固定接头类型及参数 Fix bracket type and parameters (见表格 See table)



订货示例 Order Example

示例 拖链内高 80、内宽 75、半径 150、长度 1 米 /10 节 (Sample: inner height 80, inner width 75, radius 150, length 10 links/1 meter)

拖链 Chain H80Q.1.75S R150 1000mm /10 Links

接头 Bracket H80Q.1.75S-FJT 1 副 (Set)

配件 Accessories 每节装 1 个竖隔片 /1 个横隔片 (1 vertical shim/1 horizontal shim can be mounted in every link)

注: 可根据客户要求定制各种规格。 Note: Various sizes can be customized according to customer requirements.