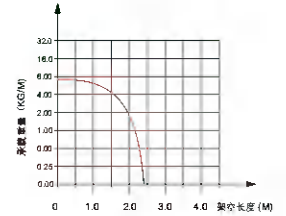
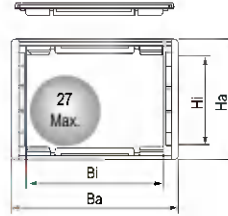



J30Q.1.S 系列 - 桥式两侧可打开

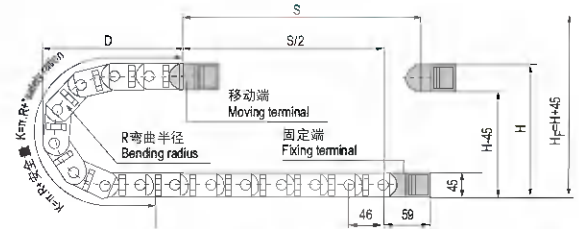
Series of J30Q.1.S-Bridge type open of both side

JFLO[®]



◎ 适用于直径 27 毫米以下线缆 Suitable for 27mm or less of cable.

主要技术参数 Basic technical data



节距 = 46mm, 每米节数 = 22, 链长 = S/2 + K, S = 行程距离, K = π · R + "安全量"
Pitch = 46mm, link per meter = 22, length of chain = S/2 + K, S = stroke. K = π · R + "safety ration"

R	75	100	150
H	195	245	345
D	144	169	219
K	368	414	598

安装实际高度 : H_f = H + 45mm (负载 1.0kg/m)
Actual mounting height: H_f = H + 45mm (load 1.0kg/m)




拖链型号 Cable Chain No.	内高 Hi	内宽 Bi	外高 Ha	外宽 Ba	款式 Styles	弯曲半径 Bending radius R	固定接头类型及参数 Bracket type and parameters						接头代号 Bracket No.		
							可配接头类型 Applicable bracket type	孔径 Bore diameter Φ1	孔距 (mm) hole distance						
J30Q.1.38S	30	38	45	54	Q.S	75,100,150	F-Q	5.5	15	50	59	17	13	62	J30Q.1.38S-FJT
J30Q.1.50S	30	50	45	66	Q.S		F-Q	5.5	15	62	59	17	13	74	J30Q.1.50S-FJT
J30Q.1.57S	30	57	45	73	Q.S		F-Q	5.5	15	69	59	17	13	81	J30Q.1.57S-FJT
J30Q.1.60S	30	60	45	76	Q.S		F-Q	5.5	15	72	59	17	13	84	J30Q.1.60S-FJT
J30Q.1.75S	30	75	45	91	Q.S		F-Q	5.5	15	87	59	17	13	99	J30Q.1.75S-FJT
J30Q.1.77S	30	77	45	93	Q.S		F-Q	5.5	15	89	59	17	13	101	J30Q.1.77S-FJT
J30Q.1.100S	30	100	45	116	Q.S		F-Q	5.5	15	112	59	17	13	124	J30Q.1.100S-FJT
J30Q.1.103S	30	103	45	119	Q.S		F-Q	5.5	15	115	59	17	13	127	J30Q.1.103S-FJT
J30Q.1.125S	30	125	45	141	Q.S		F-Q	5.5	15	137	59	17	13	149	J30Q.1.125S-FJT

单位 (unit): mm

注: S 表示两侧可打开 Note: S indicates that the both side open

固定接头类型及参数 Fix bracket type and parameters (见表格 See table)



订货示例 Order Example

示例 拖链内高 30mm、内宽 38mm、半径 75mm、长度 1 米 / 22 节 (Sample: inner height 30mm, inner width 38mm, radius 75mm, length 1 meter / 22 links)

拖链 Chain J30Q.1.38S R75 1000mm / 22 Links

接头 Bracket J30Q.1.38S -XJT 1 副 (Set)

配件 Accessories 每节装 1 个竖隔片 / 1 个横隔片 (1 vertical shim / 1 horizontal shim can be mounted in every link)

注: 可根据客户要求定制各种规格。 Note: Various sizes can be customized according to customer requirements