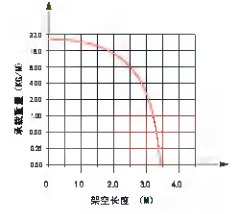
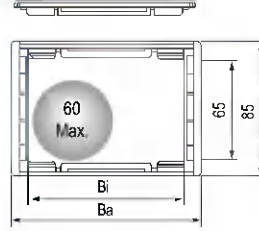


H65Q.1.S 系列 - 桥式两侧可打开

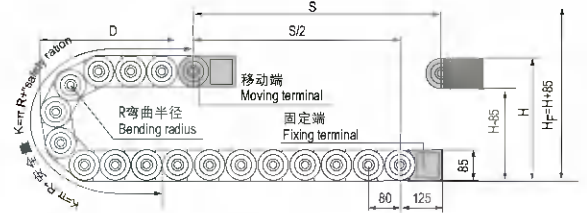
Series of H65Q.1.S-Bridge type open of both side

JFLO[®]



◎ 适用于直径 60 毫米以下线缆 Suitable for 60mm or less of cable

主要技术参数 Basic technical data



节距 = 80mm, 每米节数 = 13, 链长 = S/2 + K, S = 行程距离, K = π · R + "安全量" + 1 节距
Pitch = 80mm, link per meter = 13, length of chain = S/2 + K, S = stroke, K = π · R + "safety ration" + 1 Pitch

R	125	150	200	250	300	400	500
H	335	385	485	585	685	885	1085
D	248	273	323	383	423	523	623
K	560	640	800	960	1120	1440	1760

示意图 Drawing


- H65.1.S-HGP 横隔片 Horizontal Shim
- H65.1.S-MCP 摩擦片 Horizontal Shim
- H65Q.1.S-SGP 竖隔片 Vertical Shim
- 摩擦片 Separator
- 扣 buckle
- 主体 Main body
- 横隔片 Horizontal shim
- 挡片 Ledge
- 接头 Bracket
- 竖隔片 Vertical shim

系列号 Series No.	内高 Hi	内宽 Bi	外高 Ha	外宽 Ba	款式 Styles	弯曲半径 Bending radius R	固定接头类型及参数 Bracket type and parameters							代号 No.	
							可配接头类型 Applicable bracket type	孔径 Bore diameter Φ1	孔距 (mm) hole distance						
									A	B	C	D	E		
H65Q.1.50S	65	50	85	85.5	Q.S	125,150,200, 250,300, 400,500	F-Q	9	35	72	125	45	20	89.5	H65Q.1.50S-FJT
H65Q.1.60S	65	60	85	95.5	Q.S		F-Q	9	35	82	125	45	20	99.5	H65Q.1.60S-FJT
H65Q.1.75S	65	75	85	110.5	Q.S		F-Q	9	35	97	125	45	20	114.5	H65Q.1.75S-FJT
H65Q.1.90S	65	90	85	125.5	Q.S		F-Q	9	35	112	125	45	20	129.5	H65Q.1.90S-FJT
H65Q.1.100S	65	100	85	135.5	Q.S		F-Q	9	35	122	125	45	20	139.5	H65Q.1.100S-FJT
H65Q.1.117S	65	117	85	152.5	Q.S		F-Q	9	35	139	125	45	20	156.5	H65Q.1.117S-FJT
H65Q.1.125S	65	125	85	160.5	Q.S		F-Q	9	35	147	125	45	20	164.5	H65Q.1.125S-FJT
H65Q.1.130S	65	130	85	165.5	Q.S		F-Q	9	35	152	125	45	20	169.5	H65Q.1.130S-FJT
H65Q.1.150S	65	150	85	185.5	Q.S		F-Q	9	35	172	125	45	20	189.5	H65Q.1.150S-FJT
H65Q.1.154S	65	154	85	189.5	Q.S		F-Q	9	35	176	125	45	20	193.5	H65Q.1.154S-FJT
H65Q.1.175S	65	175	85	210.5	Q.S	F-Q	9	35	197	125	45	20	214.5	H65Q.1.175S-FJT	
H65Q.1.200S	65	200	85	235.5	Q.S	F-Q	9	35	222	125	45	20	239.5	H65Q.1.200S-FJT	
H65Q.1.250S	65	250	85	285.5	Q.S	F-Q	9	35	272	125	45	20	289.5	H65Q.1.250S-FJT	
H65Q.1.300S	65	300	85	335.5	Q.S	F-Q	9	35	322	125	45	20	339.5	H65Q.1.300S-FJT	

注: S 表示两侧可打开 Note: S indicates that the both side open

单位 (unit): mm

固定接头类型及参数 Fix bracket type and parameters (见表格 See table)



订货示例 Order Example

示例 拖链内高 65、内宽 50、半径 125、长度 1 米 / 13 节 (Sample: inner height 65, inner width 50, radius 125, length 1 meter / 13 links)

拖链 Chain H65Q.1.50S R125 1000mm / 13 Links

接头 Bracket H65Q.1.50S-FJT 1 副 (Set)

配件 Accessories 每节装 1 个竖隔片 / 1 个横隔片 (1 vertical shim / 1 horizontal shim can be mounted in every link)

注: 可根据客户要求定制各种规格。 Note: Various sizes can be customized according to customer requirements